



## WALL Family


### Reliable and comprehensive assisted living units

WALL Family is an advanced group of devices used for sending alarms, managing corridor lights and activating electronic systems commanded by the interaction of relays. The products are mainly intended to be used in nursing homes, hospitals and group living environments.


WALL Family is divided into 11 products.



PUSH



WIOR



PUSH PULL



PUSH+PEAR




PEAR



PULL



3PUSH / ROOM



3PUSH+PEAR / ROOM+PEAR



KEY

### Highly configurable

WIOR, KEY, PULL, PEAR, PUSH, PUSH+PEAR, PUSH+PULL, 3PUSH and 3PUSH+PEAR can be delivered with different functionality to meet customer needs. WIOR for different wireless communications, PUSH with one push button, PEAR with a telejack connector, PULL with a string alarm device and KEY with the possibility to deactivate one or both external inputs with a key. The functionalities can be combined in different ways. Also, these units have configurable buttons. For example, the red button could be used for alarm, the yellow button for presence and green button for ready.

A unit with a telejack connector has the possibility to connect an external device, as for example a pear alarm button or double pear for two bed per room scenarios.

ROOM and ROOM + PEAR have a standard configuration since these two units have same hardware, but different firmware.

In addition, the cord of the transmission units PULL and PUSH+PULL has an anti-strangulation mechanism and is hypoallergenic and antibacterial.

WALL Family is available in wireless and wired mode. Wireless units can be combined with wired units to optimize costs in facilities that have wired infrastructure capacity.



## WALL Family

### Dedicated frequency

WALL Family uses a dedicated EU frequency for social alarms adapted to the frequency reserved for the socio-health sector of each country. These units can be configured through radio. WALL Family works with NEAT's entire range of accessories and peripherals.


### Easy mounting

The WALL family products can be mounted either in a wall socket or on a wall. If the unit is mounted on a wall, it is necessary to use a wall frame with 13 mm height.

### Water resistance rating IP44

WIOR, PULL, PUSH, PUSH+PULL, 3PUSH and ROOM products are also available as "IP44 Ready". This means that combined with an IP44 mounting frame, the unit can be installed in areas where there is a risk of exposure to humidity and splashes, such as bathrooms, swimming pools, etc. according to an IP44 rating. The IP44 mounting frame kit is sold separately for this purpose.

The IP44 mounting frame has a wall adhesion joint on the back and an insulating rubber that surrounds the box of the inside back part, both elements have been designed specifically to seal the device and prevent water from entering.



Transmission unit

IP44 Mounting frame/Back

IP44 Mounting frame/Back (inside)

Neat  
infoGermany@neat-group.com  
infoSpain@neat-group.com  
infoSweden@neat-group.com  
www.neat-group.com



## Key Features

- Easy installation
- Wireless or wired wall mounted I/O units
- IP44 Ready
- Frequency for social alarms
- Low battery alarm
- Clear LEDs to indicate state or function
- Adaptable to any care environment